

## Overview

The Encasa Canadian Bond Fund is managed by Encasa Financial and governed by the Encasa Responsible Investment Policy.

The investment objective of the Fund is to generate a total investment return that is comprised of both income and realized/unrealized capital gains. It is suitable for medium term capital where there is no immediate need for liquidity.

The investments of the Fund are primarily bonds of Canadian governments and corporations with longer maturities, with a credit rating not lower than BBB and that meet the responsible investment criteria set for the Fund. The Fund may also invest in bonds or other debt instruments which are issued or guaranteed by international or supranational agencies, such as the World Bank, and other foreign issuers.

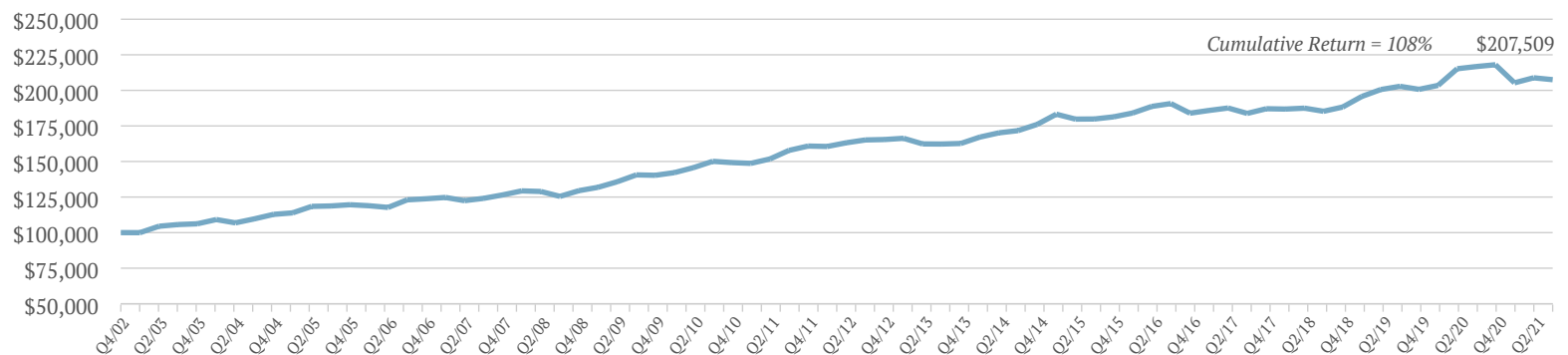
The Fund is sub advised by Addenda Capital Management. Addenda is a leading fixed income investment manager in Canada with a long standing commitment to the principles of responsible and sustainable investing.

## Details

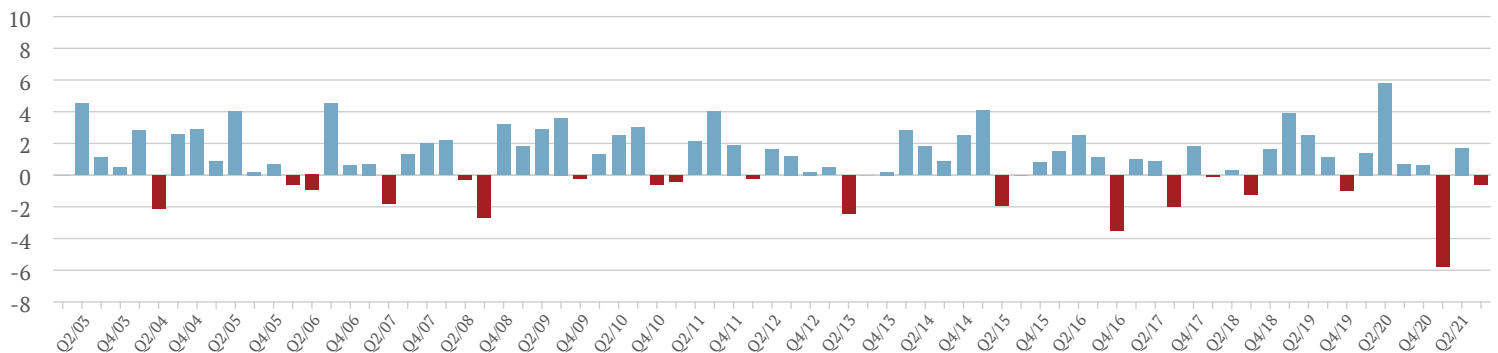
As at September 30, 2021 – Net Fees; All Figures in CAD

Sub Advisor <sup>1</sup> :	Addenda Capital Management
Benchmark:	100% FTSE Canada Universe Bond Index
Inception Date:	December 17, 2002
Fund Domicile:	Canada
Total Net Assets:	\$156 million
Risk Rating <sup>2</sup> :	Low
Management Expense Ratio:	0.91%
Distributions:	Quarterly

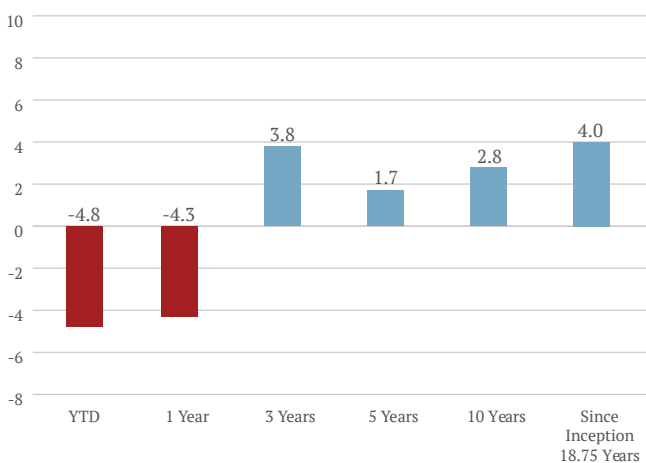
## Growth of \$100,000 (since inception)<sup>3</sup>



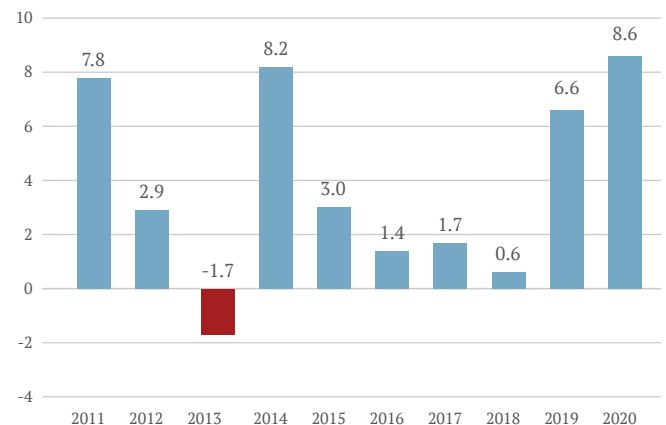
## Quarterly Total Returns (%)<sup>4</sup>



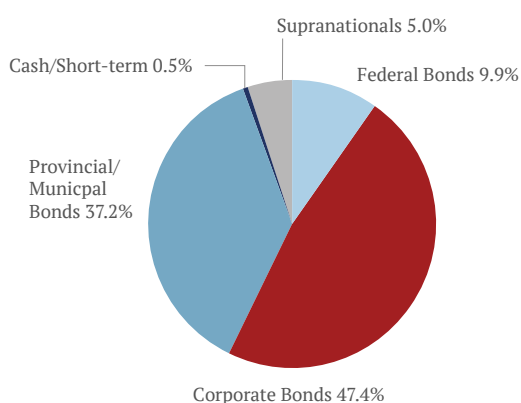
## Annualized Returns (%)<sup>4</sup>



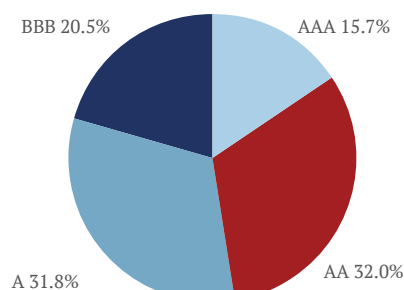
## Calendar Year Returns (%)<sup>4</sup>



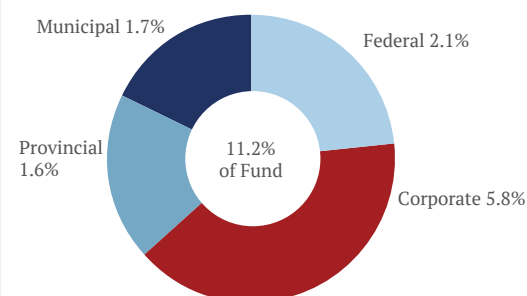
## Sector Allocation



## Credit Rating



## Green Bonds



## Impact Themes

Theme	Weight in Fund (%)
<b>Climate Change</b>	<b>19.5</b>
Clean Transportation	3.6
Energy Efficiency	2.5
Renewable Energy	13.4
<b>Community Development</b>	<b>9.3</b>
Affordable Housing Co-operatives	2.2
Credit Unions	3.5
Development Finance	3.5
<b>Education</b>	<b>5.6</b>
School Boards	2.2
Universities	3.5
<b>Health and Wellness</b>	<b>2.3</b>
Hospitals	1.9
Non-Profit Seniors Housing	0.3
<b>Total</b>	<b>36.7</b>

## Top 10 Holdings (%)<sup>5</sup>

Security	Coupon & Maturity	% MV
Province of Ontario	2.15 JUN 02 31	5.3
Province of Ontario	2.900 DEC 02 46	4.7
Hydro-Quebec	6.000 FEB 15 40	3.8
Government of Canada	2.00 DEC 01 51	2.8
Province of Ontario	2.70 JUN 02 29	2.4
Province of Ontario	2.900 JUN 02 49	2.1
Manulife Financial Corp.	3.317 MAY 09 23 -28	1.7
Canada Housing Trust	2.350 SEP 15 23	1.5
Hydro-Quebec	5.00 FEB 15 50	1.4
TD Bank	3.105 APR 22 25-30	1.4
<b>Top 10 Total</b>		<b>27.1</b>

<sup>1</sup> Between 2002 to 2008, Phillips, Hager & North (PH&N) was the sub-advisor of the Fund. Between 2008 to 2018, RBC Global Asset Management (RBC GAM) was the sub-advisor to the Fund.

<sup>2</sup> The risk rating for the fund is determined using a methodology in accordance with a standardized risk classification methodology that is based on the fund's historical volatility as measured by the 10-year standard deviation of the returns of the Fund. However, just as a fund's historical performance may not be indicative of its future returns, a fund's historical volatility may not be indicative of its future volatility. In addition, investors should be aware that other types of risk, both measurable and non-measurable, also exist. Please read the Prospectus for more information.

<sup>3</sup> Hypothetical growth of \$100,000 investment into the fund since inception.

<sup>4</sup> Rates of return assume reinvestment of all distributions, after deduction of fees. 3-month, quarterly, year to date, one-year and calendar-year rates of return are a simple return on investment (not annualized).

<sup>5</sup> Top ten holdings information is historical and may not reflect current or future portfolio composition. All holdings are subject to change. The information provided is not a recommendation to purchase, sell, or hold any particular security. The securities identified do not represent the fund's entire holdings, and, in the aggregate, may represent only a small percentage of such holdings. There is no assurance that securities purchased will remain in the fund, or that securities sold will not be repurchased.

Commissions, trailing commissions, management fees and expenses all may be associated with mutual fund investments. Please read the prospectus or Fund Facts document before investing. The performance data provided assumes reinvestment of distributions only and does not take into account sales, redemption, distribution or optional charge or income taxes payable by any unitholder that would have reduced turns. Mutual funds are not guaranteed. Their values change frequently and past performance may not be repeated.

This information is provided for informational purposes only and is not intended to provide specific financial, investment, tax, legal, or accounting advice. You should not act or rely on the information without seeking the advice of a professional.



### Contact Us

119 Spadina Avenue, Suite 400  
Toronto, Ontario  
M5V 2L1

1651 Commercial Drive, Suite 220  
Vancouver, British Columbia  
V5L 3Y3

Phone: 1-888-791-6671  
Fax: 1-416-205-9459  
Email: [information@encasa.ca](mailto:information@encasa.ca)

Encasa Financial is a social purpose investment fund manager. Our goal is to provide investors with access to professional money management and expert advice from individuals who hold deep-rooted expertise in the non-profit and investment industries.

We successfully manage the investment of capital reserves, security deposits, member share capital and operating reserves of social purpose non-profit organizations, co-operatives, and affordable housing providers. Learn more at [www.encasa.ca](http://www.encasa.ca).